

EMI/EMC FILTER

CN SERIES



FEATURES

- General purpose low cost plastic case.
- Suitable for the products that must conform to FCC, FTZ.
- Varieties in circuit and component for right selection.
- Good filtering characteristics for both differential mode and common mode.
- Epoxy molded for reliability.

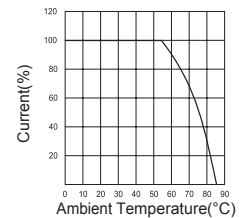
APPLICATIONS

- Personal computers and peripherals.
- Digital equipments.
- For industrial equipments.
- For vending machines and OA equipments.

SPECIFICATIONS

Model	Rated Voltage (AC,DC)	Rated Current	Leakage Current (250V AC)	Temperature Rise	Operating Temperature
CN 1,2-F(H)20, F(H)20-2(4)	250V	2A	0.5mA max.	30°C max.	-25°C to + 85°C Including temperature rise ※ Fig.1
CN 1,2-F(H)30, F(H)30-2(4)	250V	3A	0.5mA max.	30°C max.	
CN 1,2-F(H)60, F(H)60-2(4)	250V	6A	0.5mA max.	30°C max.	
CN 3-F(H)10, F(H)10-2(4)	250V	1A	0.5mA max.	30°C max.	
CN 3-F(H)20, F(H)20-2(4)	250V	2A	0.5mA max.	30°C max.	
CN 3-F(H)30, F(H)10-2(4)	250V	3A	0.5mA max.	30°C max.	

Note : All types are designed to meet the requirement of UL 1283, IEC 60939
 Test voltage : 1500V AC one minute, line to earth.
 Insulation Resistance: 300 Mohm min. at 500V DC.
 Voltage Drop : 1V max. (except CN3-F10) at rated current.
 CN3-F10 : 1.5V max. at rated current.
 Weight : CN 1,2 Series : 60g.
 CN 3 Series : 50g.



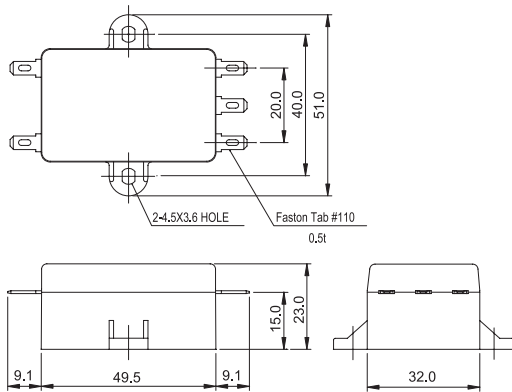
※ Fig.1

Model Number Construction

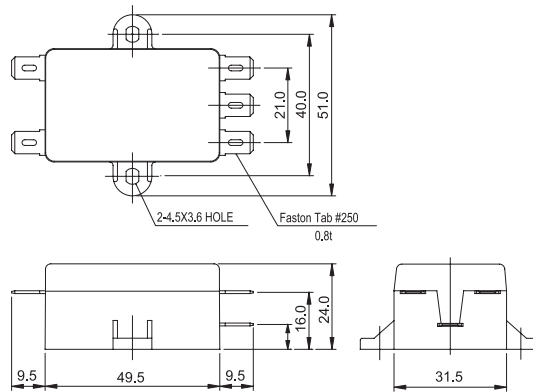
CN	1	F	10	2
Series Description : Screw Mounting/Plastic Case	Circuit: See Circuit Diagram next page	Input/Output Terminal Style F : Faston Tab #110 H : Faston Tab #250	Current Rating : AC rms 10 : 1amp 20 : 2amp 30 : 3amp 60 : 6amp (CN1, 2 Only)	Line-Line Cap. Value 2 : 0.22 μ F (with resistor) 4 : 0.47 μ F (with resistor) None : 0.1 μ F

Shapes and Dimensions

CN*-F** Type



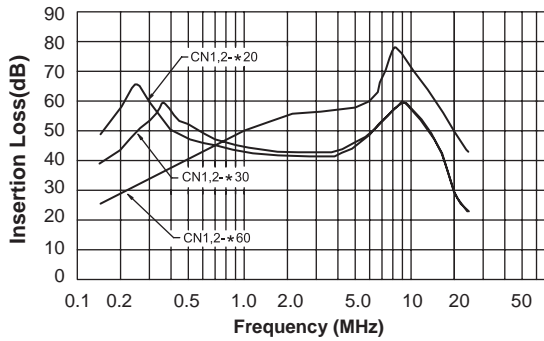
CN*-H** Type



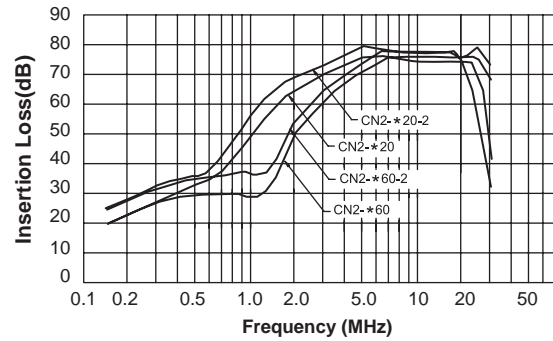
* General tolerance : ± 0.5
 * Unit : mm
 * Plastic Case

Attenuation Characteristics

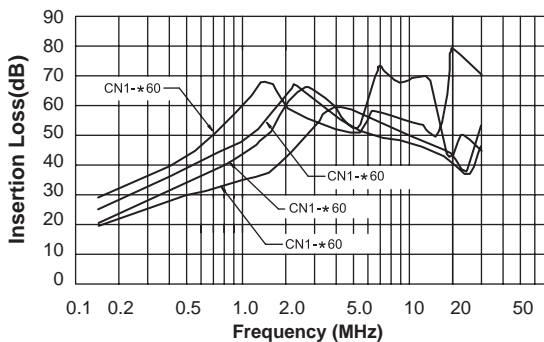
● Common Mode (CN1,2)



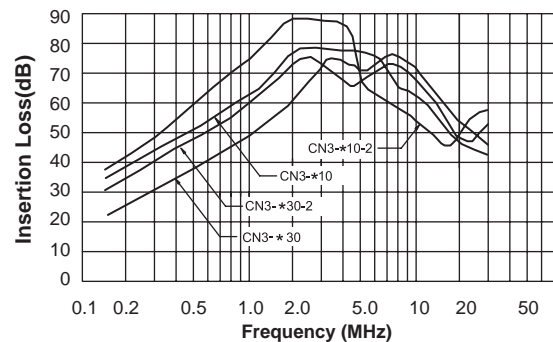
● Differential Mode (CN2)



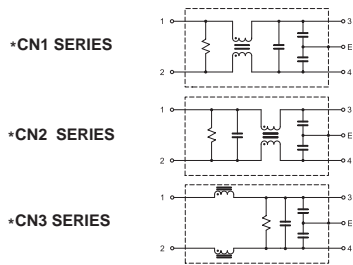
● Differential Mode (CN1)



● Differential Mode (CN3)



● Circuit Diagram



* Bleeder Resistor is available only for CN****-2 & CN****-4

● Measurement configuration

