

EMI/EMC FILTER

IH SERIES



FEATURES

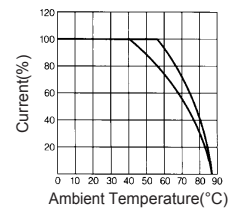
- Ideally suited for products that must conform to part 15, FCC regulations.
- Metal cased miniature type with high performance.
- Meet over voltage category II of IEC 60664 and comply with IEC 60950.
- Uses IEC connector that meets the safety standards of virtually all certifying organizations.
- Snap in type for quick mounting.
- Both soldering lug type and faston tab type are available.

APPLICATIONS

- Digital equipments.
- Personal computers and peripherals.
- Measuring instruments.
- For use in miniature equipments.
- For monitors display units.

SPECIFICATIONS

Model	Rated Voltage (AC,DC)	Rated Current	Leakage Current (250V AC)	Temperature Rise	Operating Temperature
IH-(N)01***	250V	1A	-	30°C max.	-25°C to + 85°C Including temperature rise
IH-(N)02***	250V	2A	-	30°C max.	
IH-(N/L)03***	250V	3A	-	30°C max.	
IH-(N)06***	250V	6A	-	45°C max.	
IH-(N)08***	250V	8A	-	45°C max.	
IH-(N/L)10***	250V	10A	-	45°C max.	
IH-(N)15***	250V	15A	-	45°C max.	
IH-(N)***0*	-	*	0.01mA max.	-	
IH-(N)***C*	-	*	0.075mA max.	-	
IH-(N)***D*	-	*	0.10mA max.	-	
IH-(N)***E*	-	*	0.20mA max.	-	
IH-(N)***1*	-	*	0.25mA max.	-	
IH-(N)***2*	-	*	0.35mA max.	-	
IH-(N)***3*	-	*	0.50mA max.	-	



Note :

Test Voltage:1500V AC one minute line to earth.

Insulation Resistance:300 Mohm min, at 500V DC.

Voltage Drop:1V max. at rated current.

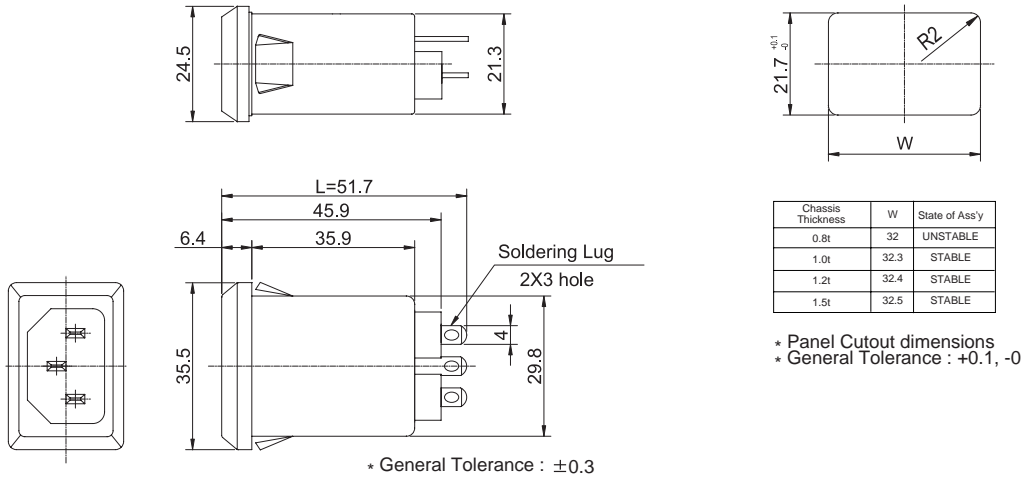
Weight:45g

Inlet:Compatible with IEC-60320

Model Number Construction

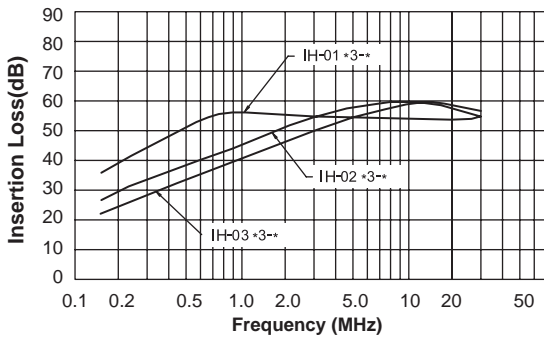
I	H	03	4	2	S
Input Connector I : IEC Connector	Special Design H : Snap-in with Lock spring	Current Rating : ACrms 01,N01 : 1amp 02,N02 : 2amp 03,N03,L03 : 3amp 06,N06 : 6amp N08 : 8amp 10,N10 : 10amp 15,N15 : 15amp ("L","N" high performance)	Line-Line Cap. Value 2 : 0.022 μ F 4 : 0.047 μ F A : 0.1 μ F B : 0.15 μ F	Line-Gnd Cap.Value 2 : 2200 pF 3 : 3300 pF C : 330 pF D : 470 pF E : 1000 pF 0 : None	Output Terminal Style S : Solder Lug H : Faston Tab #250

Shapes and Dimensions

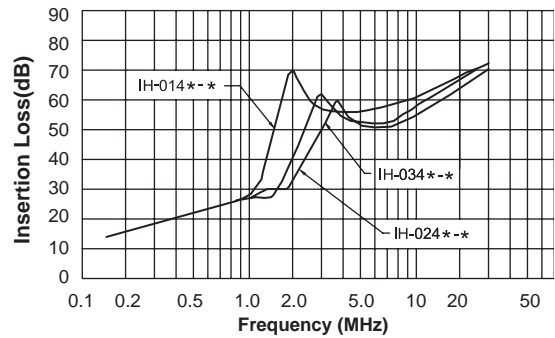


Attenuation Characteristics

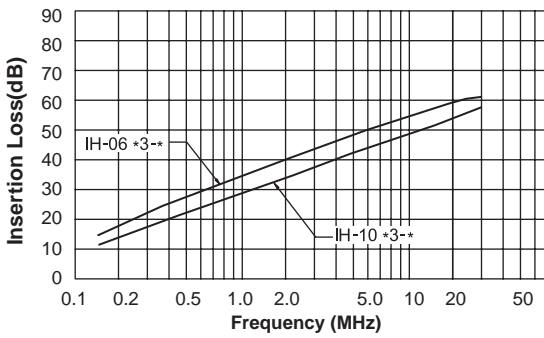
● Common Mode (IH-(N)01/02/03*2/3**)



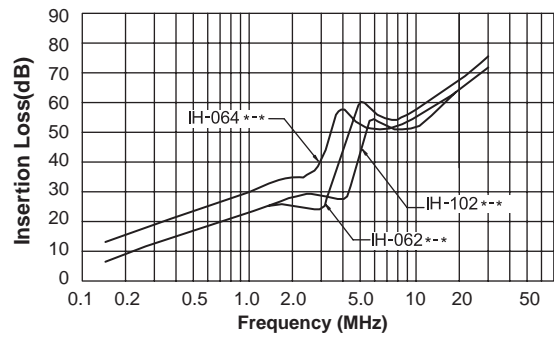
● Differential Mode (IH-(N)**2/3/4**)



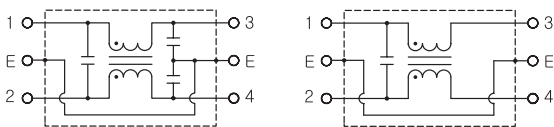
● Common Mode (IH-(N)06/10*2/3**)



● Differential Mode (IH-(N)**3/A**)



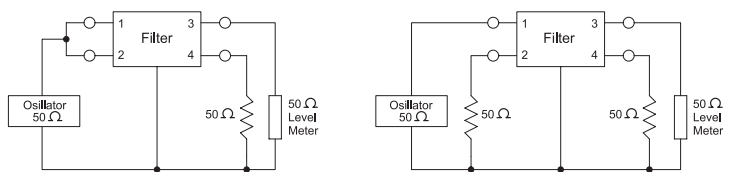
● Circuit Diagram



IH-***** type

IH-***0** type

● Measurement configuration



Common Mode

Differential Mode